



QUARTER THREE

STEM SUMMER

step 1

IDEATION

step 2

GRAB YOUR MATERIALS

step 3

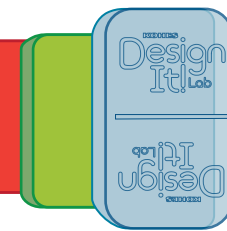
MAKE A PROTOTYPE!

VISIT DISCOVERYWORLD.ORG FOR MORE INFO
USE [#KOHLSDSIGNITLAB](https://twitter.com/KOHLSDSIGNITLAB) TO SHARE YOUR PROJECTS!

JULY: DW DOMINO EFFECT


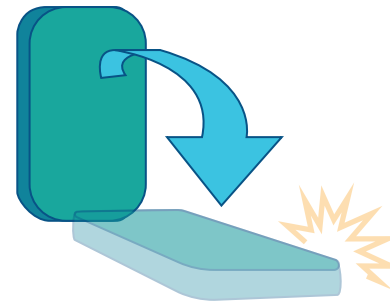
AGES 5+ 10-15 MINUTES

Make cool, intricate domino arrangements using ramps, maps, and slides. Earn a custom mini Discovery World Domino.



POTENTIAL ENERGY ENERGY OF POSITION

EXAMPLE:
Standing a domino up moves its center of gravity. The higher its moved, the more potential energy.



KINETIC ENERGY ENERGY OF MOTION

EXAMPLE:
The domino has kinetic energy as it falls. When it hits the domino in front of it, it transfers energy.

FORCE

INTERACTION BETWEEN TWO OBJECTS IN THE FORM OF A PUSH OR A PULL.

EXAMPLE:

The domino is knocked down by you. When you apply force to the domino by pushing it, you turn the potential energy into kinetic energy.

CHAIN REACTION

A SERIES OF EVENTS, EACH CAUSED BY THE PREVIOUS ONE

EXAMPLE:

The domino hits the domino in front of it, transferring the kinetic energy. Then that domino falls and the cycle continues.



QUESTIONS TO ASK YOURSELF

- Where does my chain reaction start and where will it end?
- Can I increase the amount of potential energy by repositioning my dominos?
- How can I make branches in my domino track?